



Form – IV
(See rule 13)
ANNUAL REPORT

[To be submitted to the prescribed authority on or before 30th June every year for the period from January to December of the preceding year, by the occupier of health care facility (HCF) or common bio-medical waste treatment facility (CBWTF)]

| Sl.No. | Particulars | | |
|--------|--|---|--|
| 1 | Particulars of the Occupier | : | |
| | (i) Name of the authorized person (occupier or : operator of facility) | : | |
| | (ii) Name of HCF or CBMWTF | : | TATA MEDICAL CENTER |
| | (iii) Address for Correspondence | : | 14, Major Arterial Road (EW), New Town, Rajarhat, 24 Parganas(North), Kolkata 700160 |
| | (iv) Address of Facility | : | 14, Major Arterial Road (EW), New Town, Rajarhat, 24 Parganas(North), Kolkata 700160 |
| | (v) Tel. No, Fax. No | : | 033- 6605 7000, Fax No. 033- 6605 7019 |
| | (vi) E-mail ID | : | info@tmckolkata.com |
| | (vii) URL of Website | : | www.tmckolkata.com |
| | (viii) GPS coordinates of HCF or CBMWTF | : | |
| | (ix) Ownership of HCF or CBMWTF | : | (State Government or Private or Semi Govt. or any other) |
| | (x). Status of Authorization under the Bio-Medical Waste (Management and Handling) Rules | : | Authorisation No. 20/2s(BM)-3619/2019 Valid upto : 31/05/2024 |
| | (xi). Status of Consents under Water Act and Air Act | : | Valid upto: 31/05/2024 |
| 2 | Type of Health Care Facility | : | |
| | (i) Bedded Hospital | : | No. of Beds: <u>437</u> |
| | (ii) Non-bedded hospital Clinical Laboratory or Research Institute or Veterinary Hospital or any other) | : | |
| | (iii) License number and its date of expiry | : | |
| 3 | Details of CBMWTF | : | |
| | (i) Number of health care facilities covered by CBMWTF | : | |
| | (ii) No. of Beds covered by CBMWTF | : | |
| | (iii) Installed treatment and disposal capacity of CBMWTF; | : | _____ Kg / day |
| | (iv) Quantity of bio medical waste treated or disposed by CBMWTF | : | _____ Kg / day |
| 4 | Quantity of waste generated or disposed in Kg per Annum (on monthly average basis) | : | <i>Yellow Category: 3368.66 kg per month</i> <i>Red Category: 3617.75 kg per month</i> <i>White: 482.08 kg per month</i> <i>Blue Category: 663.25 kg per month</i> <i>General Solid Waste: 15609.49 kg per month</i> |
| 5 | Details of the Storage, Treatment, Transportation, Processing and Disposal Facility | | |
| | (i) Details of the on-site storage | : | Size: |
| | facility | | Capacity: |
| | | | Provision of on-site storage : (Cold storage or |



| | | any other provision) | | | |
|--------------------------|---|--------------------------------|--|--------------------|--|
| (ii) Disposal facilities | | Type of treatment equipment | No of Units | Capacity Kg/day | Quantity Treated or disposed in kg per annum |
| | | Incinerators | | | |
| | | Plasma Pyrolysis | | | |
| | | Autoclaves | | | |
| | | Microwave | | | |
| | | Hydroclave | | | |
| | | Shredder | | | |
| | | Needle tip cutter or destroyer | | | |
| | | Sharps | | | |
| | | Encapsulation or concrete pit | | | |
| | | Deep burial pits | | | |
| | | Chemical disinfection: | | | |
| | | Any other treatment equipment: | | | |
| | (iii) Quantity of recyclable wastes sold to authorized recyclers after treatment in Kg per annum | : | Red Category (like plastic, glass, etc.) | | |
| | (iv) No. of Vehicles used for collection and transportation of biomedical waste | : | | | |
| | (v) Details of incineration ash and ETP sludge generated and disposed during the treatment of wastes in Kg per annum | | | Quantity Generated | Where disposed |
| | | | Incineration | | |
| | | | Ash | | |
| | | | ETP Sludge | | |
| | (vi) Name of the Common Bio-Medical Waste Treatment Facility Operator through which wastes are disposed of | | Green Tech Environ Management Pvt. Ltd | | |
| | (vii) List of member HCF not handed over bio-medical waste. | | | | |
| 6 | Do you have bio-medical waste management committee? If yes, attach minutes of the meetings held during the reporting period | | YES (Attached) | | |
| 7 | Details trainings conducted on BMW | | | | |



| | | |
|----|---|--|
| | (i) Number of trainings conducted on BMW Management | 79 training session conducted during the year 2022 |
| | (ii) Number of personnel trained | 337 Staff |
| | (iii) Number of personnel trained at the time of induction | All |
| | (iv) Number of personnel not undergone any training so far | All staff underwent training |
| | (v) Whether standard manual for training is available? | Yes |
| 8 | Details of the accident occurred during the year | No major accident occurred |
| | (i) Number of Accidents occurred | |
| | (ii) Number of persons affected | |
| | (iii) Remedial Action taken (Please attach details if any) | |
| | (iv) Any Fatality occurred, details | |
| 9 | Are you meeting the standards of air Pollution from the incinerator? How many times in last year could not met the standards? | |
| | Details of Continuous online emission monitoring systems installed | |
| 10 | Liquid waste generated and treatment methods in place. How many times you have not met the standards in a year? | STP, Standard maintained Six monthly test report of 2021 attached |
| 11 | Is the disinfection method or sterilization meeting the log 4 standards? How many times you have not met the standards in a year? | |
| 12 | Any other relevant information | (Air Pollution Control Devices attached with the Incinerator) |


Certified that the above report is for the period from

JANUARY 2022 to DECEMBER 2022

A Mahajan 29/05/2023
for Name and Signature of the Head of the Institution

Date:

Place: **Kolkata**



Dr. Aseem Y. Mahajan
Senior Medical Administrator
Tata Medical Center, Kolkata

Form – IV
(See rule 13)
ANNUAL REPORT



[To be submitted to the prescribed authority on or before 30th June every year for the period from January to December of the preceding year, by the occupier of health care facility (HCF) or common bio-medical waste treatment facility (CBWTF)]

| Sl.No. | Particulars | | |
|--------|--|---|--|
| 1 | Particulars of the Occupier | : | |
| | (i) Name of the authorized person (occupier or : operator of facility) | : | TATA MEDICAL CENTER |
| | (ii) Name of HCF or CBMWTF | : | TATA MEDICAL CENTER |
| | (iii) Address for Correspondence | : | 14, Major Arterial Road (EW), New Town, Rajarhat, 24 Parganas(North), Kolkata 700160 |
| | (iv) Address of Facility | : | 14, Major Arterial Road (EW), New Town, Rajarhat, 24 Parganas(North), Kolkata 700160 |
| | (v) Tel. No, Fax. No | : | 033- 6605 7000, Fax No. 033- 6605 7019 |
| | (vi) E-mail ID | : | info@tmckolkata.com |
| | (vii) URL of Website | : | www.tmckolkata.com |
| | (viii) GPS coordinates of HCF or CBMWTF | : | |
| | (ix) Ownership of HCF or CBMWTF | : | (State Government or Private or Semi Govt. or any other) |
| | (x). Status of Authorization under the Bio-Medical Waste (Management and Handling) Rules | : | Authorisation No. 46-cm-bw-b-18-0028 Valid upto : 31/03/2023 |
| | (xi). Status of Consents under Water Act and Air Act | : | Valid upto: 31/03/2023 |
| 2 | Type of Health Care Facility | : | |
| | (i) Bedded Hospital | : | No. of Beds: 437 |
| | (ii) Non-bedded hospital Clinical Laboratory or Research Institute or Veterinary Hospital or any other) | : | |
| | (iii) License number and its date of expiry | : | |
| 3 | Details of CBMWTF | : | |
| | (i) Number of health care facilities covered by CBMWTF | : | |
| | (ii) No. of Beds covered by CBMWTF | : | |
| | (iii) Installed treatment and disposal capacity of CBMWTF; | : | _____ Kg / day |
| | (iv) Quantity of bio medical waste treated or disposed by CBMWTF | : | _____ Kg / day |
| 4 | Quantity of waste generated or disposed in Kg per Annum (on monthly average basis) | : | Yellow Category: 4997.625 kg per month Red Category: 63404.725 kg per month White: 596.078 kg per month Blue Category: 548.616 kg per month General Solid Waste: 16739.25 kg per month |
| 5 | Details of the Storage, Treatment, Transportation, Processing and Disposal Facility | | |
| | (i) Details of the on-site storage | : | Size: |

facility


Capacity:

Provision of on-site storage : (Cold storage or



| | | any other provision) | | | |
|--------------------------|---|--------------------------------|--|--------------------|--|
| (ii) Disposal facilities | | Type of treatment equipment | No of Units | Capacity Kg/day | Quantity Treated or disposed in kg per annum |
| | | Incinerators | | | |
| | | Plasma Pyrolysis | | | |
| | | Autoclaves | (Pre treatment) | | |
| | | Microwave | | | |
| | | Hydroclave | | | |
| | | Shredder | | | |
| | | Needle tip cutter or destroyer | | | |
| | | Sharps | | | |
| | | Encapsulation or concrete pit | | | |
| | | Deep burial pits | | | |
| | | Chemical disinfection: | | | |
| | | Any other treatment equipment: | | | |
| | (iii) Quantity of recyclable wastes sold to authorized recyclers after treatment in Kg per annum | : | Red Category (like plastic, glass, etc.) N.A. | | |
| | (iv) No. of Vehicles used for collection and transportation of biomedical waste | : | N.A. | | |
| | (v) Details of incineration ash and ETP sludge generated and disposed during the treatment of wastes in Kg per annum | | | Quantity Generated | Where disposed |
| | | | Incineration | | |
| | | | Ash | | |
| | | | ETP Sludge | | |
| | (vi) Name of the Common Bio-Medical Waste Treatment Facility Operator through which wastes are disposed of | | Green Tech Environ Management Pvt. Ltd | | |
| | (vii) List of member HCF not handed over bio-medical waste. | | N.A. | | |
| 6 | Do you have bio-medical waste management committee? If yes, attach minutes of the meetings held during the reporting period | | YES (Attached) | | |

7 Details trainings conducted on BMW



| | | |
|----|---|--|
| | (i) Number of trainings conducted on BMW Management | 42 training session conducted during the year 2021 |
| | (ii) Number of personnel trained | 322 Staff |
| | (iii) Number of personnel trained at the time of induction | All |
| | (iv) Number of personnel not undergone any training so far | All staff underwent training |
| | (v) Whether standard manual for training is available? | Yes |
| 8 | Details of the accident occurred during the year | No major accident occurred |
| | (i) Number of Accidents occurred | |
| | (ii) Number of persons affected | |
| | (iii) Remedial Action taken (Please attach details if any) | |
| | (iv) Any Fatality occurred, details | |
| 9 | Are you meeting the standards of air Pollution from the incinerator? How many times in last year could not met the standards? | NA |
| | Details of Continuous online emission monitoring systems installed | NA |
| 10 | Liquid waste generated and treatment methods in place. How many times you have not met the standards in a year? | STP, Standard maintained Six monthly test report of 2021 attached |
| 11 | Is the disinfection method or sterilization meeting the log 4 standards? How many times you have not met the standards in a year? | NA |
| 12 | Any other relevant information | (Air Pollution Control Devices attached with the Incinerator) |

Certified that the above report is for the period from

January 2021 to December 2021.

Date: 27/05/2022
Place: Kolkata



for Name and Signature of the Head of the Institution

Dr. Aseem Y. Mahajan
Senior Medical Administrator
Tata Medical Center, Kolkata

TATA MEDICAL CENTER, KOLKATA BIOMEDICAL WASTE REPORT

| Month / Year | Incinerable waste Yellow category | Autoclave waste Red category | Sharp waste White marked box | Sharp waste Blue marked box |
|--------------|-----------------------------------|------------------------------|------------------------------|-----------------------------|
| | Kg | Kg | Kg | Kg |
| Jan-18 | 3167 | 4134 | 416 | 743 |
| Feb-18 | 3693 | 5149 | 326 | 751 |
| Mar-18 | 3330 | 5082 | 607 | 515 |
| Apr-18 | 3300 | 4256 | 609 | 811 |
| May-18 | 3479 | 4148 | 677 | 663 |
| Jun-18 | 3349 | 5240 | 788 | 675 |
| July-18 | 3036 | 3818 | 796 | 629 |
| Aug-18 | 4274 | 5545 | 721 | 680 |
| Sep-18 | 4577 | 5316 | 699 | 713 |
| Oct-18 | 7445 | 8950.5 | 307.5 | 1136 |
| Nov-18 | 5644 | 6050 | 125.5 | 1395 |
| Dec-18 | 7185 | 6522 | 102 | 1405 |
| Jan-19 | 6788 | 6789 | 115.5 | 1391 |
| Feb-19 | 6429 | 6613 | 97 | 1437 |
| Mar-19 | 7378.32 | 7662.8 | 490.6 | 1315.24 |
| Apr-19 | 5283.23 | 5816 | 595.37 | 1080.49 |
| May-19 | 5439.2 | 6459.3 | 770.5 | 1101.8 |
| June-19 | 5415.9 | 6607.66 | 934.16 | 1105.44 |
| July-19 | 5921.29 | 6725.72 | 884.11 | 1231.41 |
| Aug-19 | 5736.43 | 6622.73 | 775.5 | 894.16 |
| Sep-19 | 6550.71 | 6809.79 | 855.98 | 1365.8 |
| Oct-19 | 5264.89 | 5353.46 | 1214.99 | 758.57 |
| Nov-19 | 5508.98 | 5746.15 | 1181.4 | 1023.1 |
| Dec-19 | 989.38 | 956.23 | 177.46 | 133.01 |
| Jan-20 | 7077.38 | 8089.65 | 1162.55 | 696.74 |
| Feb-20 | 12737.26 | 14096.27 | 1631.92 | 2223.06 |
| Mar-20 | 10223.6 | 10211.45 | 895.48 | 1517.95 |
| April-20 | 3588.51 | 4137.92 | 628.78 | 695.2 |
| May-20 | 4903.8 | 4603.82 | 797.49 | 825.05 |
| June-20 | 5889.36 | 6895.37 | 807.59 | 891.67 |
| July-20 | 4664.78 | 5685.47 | 649.6 | 733.39 |
| Aug-20 | 4209 | 4259 | 466 | 335 |
| Sept-20 | 3501 | 4081 | 280 | 379 |
| Oct-20 | 3488 | 3754 | 291 | 287 |
| Nov-20 | 3344 | 3828 | 220 | 374 |
| Dec-20 | 6620.64 | 8663.47 | 943.21 | 951.8 |
| Jan-21 | 4416.5 | 6093.13 | 1234.51 | 855.68 |
| Feb-21 | 5003.31 | 5538.2 | 632.19 | 815.15 |
| Mar-21 | 9109 | 9866.7 | 1923.7 | 615.2 |
| Apr-21 | 10081.5 | 8737.7 | 1858.74 | 208.4 |
| May-21 | 3975 | 4517 | 439 | 399 |
| Jun-21 | 5116 | 5507 | 693 | 421 |
| July-21 | 6389 | 6439 | 537 | 616 |
| Aug-21 | 6385 | 6859 | 627.2 | 754 |
| Sep-21 | 6417 | 6790 | 627 | 780 |
| Oct-21 | 5327 | 5918 | 474 | 551 |
| Nov-21 | 3148 | 3741 | 384 | 626 |
| Dec-21 | 3370 | 3805 | 363 | 570 |
| Jan-22 | 2994 | 3561 | 353 | 526 |

TATA MEDICAL CENTER, KOLKATA BIOMEDICAL WASTE REPORT

| Month / Year | Incinerable waste Yellow category | Autoclave waste Red category | Sharp waste White marked box | Sharp waste Blue marked box |
|--------------|-----------------------------------|------------------------------|------------------------------|-----------------------------|
| | Kg | Kg | Kg | Kg |
| Feb-22 | 2936 | 3272 | 346 | 481 |
| Mar-22 | 3833 | 4258 | 451 | 651 |
| Apr-22 | 3603 | 4062 | 394 | 579 |
| May-22 | 3844 | 4197 | 471 | 635 |
| Jun-22 | 3630 | 3935 | 639 | 799 |
| July-22 | 3031 | 3281 | 417 | 795 |
| Aug-22 | 3400 | 3476 | 497 | 757 |
| Sep-22 | 3153 | 3291 | 430 | 809 |
| Oct-22 | 3302 | 3093 | 450 | 779 |
| Nov-22 | 3331 | 3437 | 520 | 780 |
| Dec-22 | 3367 | 3550 | 817 | 968 |
| Jan-23 | 3304 | 3645 | 659 | 879 |
| Feb-23 | 3192 | 3464 | 593 | 836 |
| Mar-23 | 3427 | 3686 | 614 | 808 |
| Apr-23 | 3299 | 3585 | 581 | 757 |
| May-23 | 12446.3 | 1861.1 | 1044.7 | 808 |
| Jun-23 | 12042.6 | 11775.2 | 1074.8 | 1847.3 |
| July-23 | 12088.3 | 11522.4 | 1288.64 | 2005.5 |
| Aug-23 | 12912 | 12593.5 | 1259.8 | 1907.6 |
| Sept-23 | 13452.8 | 13562 | 1455.7 | 1958.1 |
| Oct-23 | 12788.5 | 12100.3 | 1792.7 | 2024 |
| Nov-23 | 13771 | 13418 | 1510 | 2045 |
| Dec-23 | 13390 | 13355 | 1653 | 2508 |
| Jan-24 | 13313.6 | 13132.6 | 1503.3 | 2443 |
| Feb-24 | 10762 | 10730 | 1223.52 | 1746.77 |
| Mar-24 | 10126.528 | 10067.039 | 1261.77 | 1644.5 |
| Apr-24 | 10200 | 10059.62 | 1339.75 | 1723.9 |
| May-24 | 10163 | 9462 | 1445 | 1769.5 |
| June-24 | 9594.93 | 9037.8 | 1719.29 | 1217.3 |
| July-24 | 10289 | 10387 | 1354.7 | 1692.5 |
| Aug-24 | 12133.8 | 12135.6 | 1146.4 | 1767.09 |
| Sep-24 | 12945.5 | 11584 | 1170.1 | 2006.3 |
| Oct-24 | 12280 | 10527 | 1067 | 1792 |
| Nov-24 | 12968 | 11656 | 1146 | 2017 |
| Dec-24 | 14649 | 13202 | 1253 | 2088 |
| Jan-25 | 14182 | 12844 | 1181 | 1882 |
| Feb-25 | 14075 | 12212 | 984 | 1597 |
| Mar-25 | 12377 | 11416.2 | 994 | 1637 |
| Apr-25 | 9986 | 10422 | 702 | 1180 |
| May-25 | 12570 | 12525 | 1008 | 1295 |
| Jun-25 | 12258 | 11924 | 671 | 1527 |
| July-25 | 14538 | 14665 | 731 | 2034 |
| Aug-25 | 12631 | 12331 | 508 | 1777 |
| Sep-25 | 11296 | 10921 | 551.63 | 1709 |
| Oct-25 | 10825 | 9977 | 529 | 1370 |
| Nov-25 | 11856 | 10918 | 586 | 1707 |
| Dec-25 | 10927 | 9556.5 | 593 | 1747 |