



Form – IV
(See rule 13)
ANNUAL REPORT


[To be submitted to the prescribed authority on or before 30th June every year for the period from January to December of the preceding year, by the occupier of health care facility (HCF) or common bio-medical waste treatment facility (CBWTF)]

Sl.No.	Particulars		
1	Particulars of the Occupier	:	
	(i) Name of the authorized person (occupier or : operator of facility)	:	
	(ii) Name of HCF or CBMWTF	:	TATA MEDICAL CENTER
	(iii) Address for Correspondence	:	14, Major Arterial Road (EW), New Town, Rajarhat, 24 Parganas(North), Kolkata 700160
	(iv) Address of Facility	:	14, Major Arterial Road (EW), New Town, Rajarhat, 24 Parganas(North), Kolkata 700160
	(v) Tel. No, Fax. No	:	033- 6605 7000, Fax No. 033- 6605 7019
	(vi) E-mail ID	:	info@tmckolkata.com
	(vii) URL of Website	:	www.tmckolkata.com
	(viii) GPS coordinates of HCF or CBMWTF	:	
	(ix) Ownership of HCF or CBMWTF	:	(State Government or Private or Semi Govt. or any other)
	(x). Status of Authorization under the Bio-Medical Waste (Management and Handling) Rules	:	Authorisation No. 20/2s(BM)-3619/2019 Valid upto : 31/05/2024
	(xi). Status of Consents under Water Act and Air Act	:	Valid upto: 31/05/2024
2	Type of Health Care Facility	:	
	(i) Bedded Hospital	:	No. of Beds: <u>437</u>
	(ii) Non-bedded hospital Clinical Laboratory or Research Institute or Veterinary Hospital or any other)	:	
	(iii) License number and its date of expiry	:	
3	Details of CBMWTF	:	
	(i) Number of health care facilities covered by CBMWTF	:	
	(ii) No. of Beds covered by CBMWTF	:	
	(iii) Installed treatment and disposal capacity of CBMWTF;	:	_____ Kg / day
	(iv) Quantity of bio medical waste treated or disposed by CBMWTF	:	_____ Kg / day
4	Quantity of waste generated or disposed in Kg per Annum (on monthly average basis)	:	<i>Yellow Category: 3368.66 kg per month</i> <i>Red Category: 3617.75 kg per month</i> <i>White: 482.08 kg per month</i> <i>Blue Category: 663.25 kg per month</i> <i>General Solid Waste: 15609.49 kg per month</i>
5	Details of the Storage, Treatment, Transportation, Processing and Disposal Facility		
	(i) Details of the on-site storage	:	Size:

facility	Capacity:
	Provision of on-site storage : (Cold storage or



	(ii) Disposal facilities	any other provision)			
		Type of treatment equipment	No of Units	Capacity Kg/day	Quantity Treated or disposed in kg per annum
		Incinerators			
		Plasma Pyrolysis			
		Autoclaves			
		Microwave			
		Hydroclave			
		Shredder			
		Needle tip cutter or destroyer			
		Sharps			
		Encapsulation or concrete pit			
		Deep burial pits			
		Chemical disinfection:			
		Any other treatment equipment:			
	(iii) Quantity of recyclable wastes sold to authorized recyclers after treatment in Kg per annum	:	Red Category (like plastic, glass, etc.)		
	(iv) No. of Vehicles used for collection and transportation of biomedical waste	:			
	(v) Details of incineration ash and ETP sludge generated and disposed during the treatment of wastes in Kg per annum			Quantity Generated	Where disposed
			Incineration		
			Ash		
			ETP Sludge		
	(vi) Name of the Common Bio-Medical Waste Treatment Facility Operator through which wastes are disposed of		Green Tech Environ Management Pvt. Ltd		
	(vii) List of member HCF not handed over bio-medical waste.				
6	Do you have bio-medical waste management committee? If yes, attach minutes of the meetings held during the reporting period		YES (Attached)		
7	Details trainings conducted on BMW				



	(i) Number of trainings conducted on BMW Management	79 training session conducted during the year 2022
	(ii) Number of personnel trained	337 Staff
	(iii) Number of personnel trained at the time of induction	All
	(iv) Number of personnel not undergone any training so far	All staff underwent training
	(v) Whether standard manual for training is available?	Yes
8	Details of the accident occurred during the year	No major accident occurred
	(i) Number of Accidents occurred	
	(ii) Number of persons affected	
	(iii) Remedial Action taken (Please attach details if any)	
	(iv) Any Fatality occurred, details	
9	Are you meeting the standards of air Pollution from the incinerator? How many times in last year could not met the standards?	
	Details of Continuous online emission monitoring systems installed	
10	Liquid waste generated and treatment methods in place. How many times you have not met the standards in a year?	STP , Standard maintained Six monthly test report of 2021 attached
11	Is the disinfection method or sterilization meeting the log 4 standards? How many times you have not met the standards in a year?	
12	Any other relevant information	(Air Pollution Control Devices attached with the Incinerator)


Certified that the above report is for the period from

JANUARY 2022 to DECEMBER 2022

A Mahajan 29/05/2023
for Name and Signature of the Head of the Institution

Date:

Place: *Kolkata*



Dr. Aseem Y. Mahajan
Senior Medical Administrator
Tata Medical Center, Kolkata

Form – IV
(See rule 13)
ANNUAL REPORT



[To be submitted to the prescribed authority on or before 30th June every year for the period from January to December of the preceding year, by the occupier of health care facility (HCF) or common bio-medical waste treatment facility (CBWTF)]

Sl.No.	Particulars		
1	Particulars of the Occupier	:	
	(i) Name of the authorized person (occupier or : operator of facility)	:	TATA MEDICAL CENTER
	(ii) Name of HCF or CBMWTF	:	TATA MEDICAL CENTER
	(iii) Address for Correspondence	:	14, Major Arterial Road (EW), New Town, Rajarhat, 24 Parganas(North), Kolkata 700160
	(iv) Address of Facility	:	14, Major Arterial Road (EW), New Town, Rajarhat, 24 Parganas(North), Kolkata 700160
	(v) Tel. No, Fax. No	:	033- 6605 7000, Fax No. 033- 6605 7019
	(vi) E-mail ID	:	info@tmckolkata.com
	(vii) URL of Website	:	www.tmckolkata.com
	(viii) GPS coordinates of HCF or CBMWTF	:	
	(ix) Ownership of HCF or CBMWTF	:	(State Government or Private or Semi Govt. or any other)
	(x). Status of Authorization under the Bio-Medical Waste (Management and Handling) Rules	:	Authorisation No. 46-cm-bw-b-18-0028 Valid upto : 31/03/2023
	(xi). Status of Consents under Water Act and Air Act	:	Valid upto: 31/03/2023
2	Type of Health Care Facility	:	
	(i) Bedded Hospital	:	No. of Beds: <u>437</u>
	(ii) Non-bedded hospital Clinical Laboratory or Research Institute or Veterinary Hospital or any other)	:	
	(iii) License number and its date of expiry	:	
3	Details of CBMWTF	:	
	(i) Number of health care facilities covered by CBMWTF	:	
	(ii) No. of Beds covered by CBMWTF	:	
	(iii) Installed treatment and disposal capacity of CBMWTF;	:	_____ Kg / day
	(iv) Quantity of bio medical waste treated or disposed by CBMWTF	:	_____ Kg / day
4	Quantity of waste generated or disposed in Kg per Annum (on monthly average basis)	:	Yellow Category: 4997.625 kg per month Red Category: 63404.725 kg per month White: 596.078 kg per month Blue Category: 548.616 kg per month General Solid Waste: 16739.25 kg per month
5	Details of the Storage, Treatment, Transportation, Processing and Disposal Facility		
	(i) Details of the on-site storage	:	Size:

facility


Capacity:

Provision of on-site storage : (Cold storage or



		any other provision)			
(ii) Disposal facilities		Type of treatment equipment	No of Units	Capacity Kg/day	Quantity Treated or disposed in kg per annum
		Incinerators			
		Plasma Pyrolysis			
		Autoclaves	(Pre treatment)		
		Microwave			
		Hydroclave			
		Shredder			
		Needle tip cutter or destroyer			
		Sharps			
		Encapsulation or concrete pit			
		Deep burial pits			
		Chemical disinfection:			
		Any other treatment equipment:			
(iii)	Quantity of recyclable wastes sold to authorized recyclers after treatment in Kg per annum	:	Red Category (like plastic, glass, etc.) N.A.		
(iv)	No. of Vehicles used for collection and transportation of biomedical waste	:	N.A.		
(v)	Details of incineration ash and ETP sludge generated and disposed during the treatment of wastes in Kg per annum			Quantity Generated	Where disposed
			Incineration		
			Ash		
			ETP Sludge		
(vi)	Name of the Common Bio-Medical Waste Treatment Facility Operator through which wastes are disposed of		Green Tech Environ Management Pvt. Ltd		
(vii)	List of member HCF not handed over bio-medical waste.		N.A.		
6	Do you have bio-medical waste management committee? If yes, attach minutes of the meetings held during the reporting period		YES (Attached)		
7	Details trainings conducted on BMW				

AM



	(i) Number of trainings conducted on BMW Management	42 training session conducted during the year 2021
	(ii) Number of personnel trained	322 Staff
	(iii) Number of personnel trained at the time of induction	All
	(iv) Number of personnel not undergone any training so far	All staff underwent training
	(v) Whether standard manual for training is available?	Yes
8	Details of the accident occurred during the year	No major accident occurred
	(i) Number of Accidents occurred	
	(ii) Number of persons affected	
	(iii) Remedial Action taken (Please attach details if any)	
	(iv) Any Fatality occurred, details	
9	Are you meeting the standards of air Pollution from the incinerator? How many times in last year could not met the standards?	NA
	Details of Continuous online emission monitoring systems installed	NA
10	Liquid waste generated and treatment methods in place. How many times you have not met the standards in a year?	STP, Standard maintained Six monthly test report of 2021 attached
11	Is the disinfection method or sterilization meeting the log 4 standards? How many times you have not met the standards in a year?	NA
12	Any other relevant information	(Air Pollution Control Devices attached with the Incinerator)

Certified that the above report is for the period from

January 2021 to December 2021.

Date: 27/05/2022
Place: Kolkata



Dr. Aseem Y. Mahajan

Name and Signature of the Head of the Institution

Dr. Aseem Y. Mahajan
Senior Medical Administrator
Tata Medical Center, Kolkata

TATA MEDICAL CENTER, KOLKATA BIOMEDICAL WASTE REPORT

Month / Year	Incinerable waste Yellow category	Autoclave waste Red category	Sharp waste White marked box	Sharp waste Blue marked box
	Kg	Kg	Kg	Kg
Jan-18	3167	4134	416	743
Feb-18	3693	5149	326	751
Mar-18	3330	5082	607	515
Apr-18	3300	4256	609	811
May-18	3479	4148	677	663
Jun-18	3349	5240	788	675
July-18	3036	3818	796	629
Aug-18	4274	5545	721	680
Sep-18	4577	5316	699	713
Oct-18	7445	8950.5	307.5	1136
Nov-18	5644	6050	125.5	1395
Dec-18	7185	6522	102	1405
Jan-19	6788	6789	115.5	1391
Feb-19	6429	6613	97	1437
Mar-19	7378.32	7662.8	490.6	1315.24
Apr-19	5283.23	5816	595.37	1080.49
May-19	5439.2	6459.3	770.5	1101.8
June-19	5415.9	6607.66	934.16	1105.44
July-19	5921.29	6725.72	884.11	1231.41
Aug-19	5736.43	6622.73	775.5	894.16
Sep-19	6550.71	6809.79	855.98	1365.8
Oct-19	5264.89	5353.46	1214.99	758.57
Nov-19	5508.98	5746.15	1181.4	1023.1
Dec-19	989.38	956.23	177.46	133.01
Jan-20	7077.38	8089.65	1162.55	696.74
Feb-20	12737.26	14096.27	1631.92	2223.06
Mar-20	10223.6	10211.45	895.48	1517.95
April-20	3588.51	4137.92	628.78	695.2
May-20	4903.8	4603.82	797.49	825.05
June-20	5889.36	6895.37	807.59	891.67
July-20	4664.78	5685.47	649.6	733.39
Aug-20	4209	4259	466	335
Sept-20	3501	4081	280	379
Oct-20	3488	3754	291	287
Nov-20	3344	3828	220	374
Dec-20	6620.64	8663.47	943.21	951.8
Jan-21	4416.5	6093.13	1234.51	855.68
Feb-21	5003.31	5538.2	632.19	815.15
Mar-21	9109	9866.7	1923.7	615.2
Apr-21	10081.5	8737.7	1858.74	208.4
May-21	3975	4517	439	399
Jun-21	5116	5507	693	421
July-21	6389	6439	537	616
Aug-21	6385	6859	627.2	754
Sep-21	6417	6790	627	780
Oct-21	5327	5918	474	551
Nov-21	3148	3741	384	626

TATA MEDICAL CENTER, KOLKATA BIOMEDICAL WASTE REPORT

Month / Year	Incinerable waste Yellow category	Autoclave waste Red category	Sharp waste White marked box	Sharp waste Blue marked box
	Kg	Kg	Kg	Kg
Dec-21	3370	3805	363	570
Jan-22	2994	3561	353	526
Feb-22	2936	3272	346	481
Mar-22	3833	4258	451	651
Apr-22	3603	4062	394	579
May-22	3844	4197	471	635
Jun-22	3630	3935	639	799
July-22	3031	3281	417	795
Aug-22	3400	3476	497	757
Sep-22	3153	3291	430	809
Oct-22	3302	3093	450	779
Nov-22	3331	3437	520	780
Dec-22	3367	3550	817	968
Jan-23	3304	3645	659	879
Feb-23	3192	3464	593	836
Mar-23	3427	3686	614	808
Apr-23	3299	3585	581	757
May-23	12446.3	1861.1	1044.7	808
Jun-23	12042.6	11775.2	1074.8	1847.3
July-23	12088.3	11522.4	1288.64	2005.5
Aug-23	12912	12593.5	1259.8	1907.6
Sept-23	13452.8	13562	1455.7	1958.1
Oct-23	12788.5	12100.3	1792.7	2024
Nov-23	13771	13418	1510	2045
Dec-23	13390	13355	1653	2508
Jan-24	13313.6	13132.6	1503.3	2443
Feb-24	10762	10730	1223.52	1746.77
Mar-24	10126.528	10067.039	1261.77	1644.5
Apr-24	10200	10059.62	1339.75	1723.9
May-24	10163	9462	1445	1769.5